

WORKFORCE IN MOZAMBIQUE

Occupations in 2017



SMALL SCALE
FARMERS

64%



SMALL SCALE
TRADERS

9%



NON - AGRICULTURAL
WORKERS

8%



OTHER OCCUPATIONS
REQUIRING A DEGREE

2%




OTHER
PROFESSIONS


17%

Occupational distribution by gender

Women are
over-represented in the
small-scale farmers
occupational group



77% VS



51%



SENIOR
LEADERS



0.4%



0.2%



UNIVERSITY
TECHNICIANS



2.8%



1.8%



SMALL
TRADERS



9.5%



8.0%



OTHER



9.4%









2.7%

Women have less access to formal labour
markets and non-manual occupations
than men. They are more involved in
domestic activities than men.



Occupations by area of residence

	 SMALL SCALE FARMERS	 SMALL TRADERS	NON AGRICULTURAL WORKERS	 UNIVERSITY TECHNICIANS	NON DEFINED	 OTHER
 URBAN	24%	18%	17%	6%	15%	11%
 RURAL	79%	5%	5%	1%	4%	6%

People reported having a main occupation

45%

Residing in urban areas

63%

Residing in rural areas



Distribution of small-scale farmers by province

The areas with the **lowest percentage** of small-scale farmers are based **in Maputo Province and Maputo City**



MORE THAN 2/3 OF SMALL SCALE FARMERS ARE BASED IN TETE, NIASSA, CABO DELGADO AND ZAMBEZIA

Key stats on child labour

1 11.3% of children in Mozambique were engaged in economic activities



2 The lower the household wealth the more likely the child will participate in child labour

3 Children who are heads of household, especially male children, have a higher prevalence of child labour

