

CHILDREN IN MOZAMBIQUE

Child Population Size (<18 years)

14.3 million
were **children** under the
age of **18**



Children accounted for

53%
of the total population



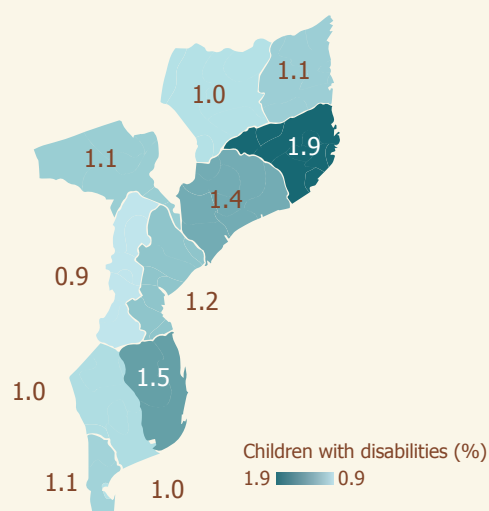
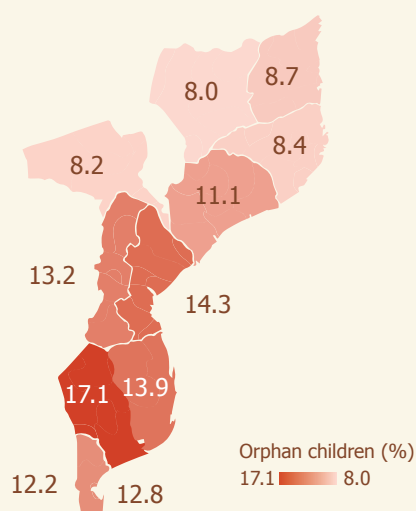
In 2017, there were

7.1 million boys vs. **7.2** million girls

The majority
of the child population lives
in rural areas



Percentage of vulnerable groups among children

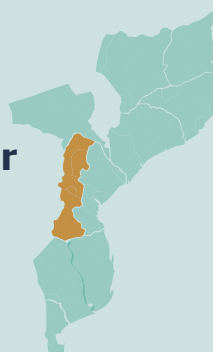


Households with children

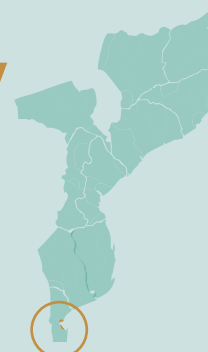
On average, each
household have

2.3 children

Manica has
highest children per
households - **3.2**
children



Maputo City
has the lowest
size of child
population - **2.4**
children



About half of the child population lives in palhotas*



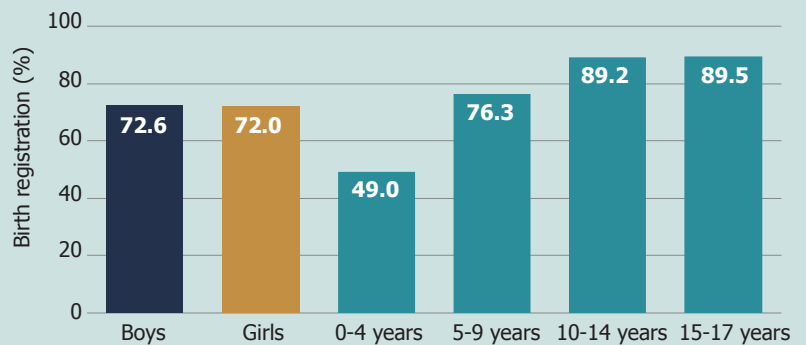
Housing conditions

2.3 per cent of children live in conventional houses with kitchen and toilets inside the house

(*houses typically built of reeds, sticks and mud and with roofs made of grass)

Registration of children's births

72% of children had their birth registered

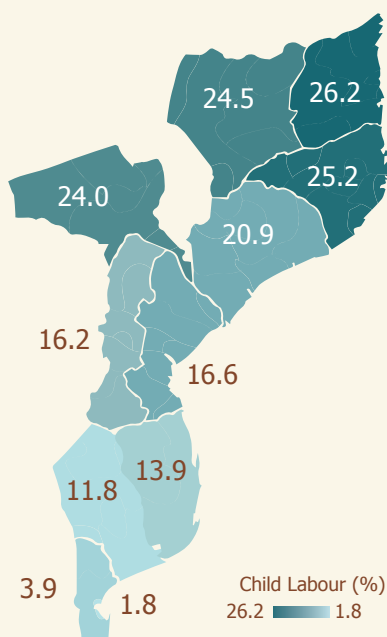


Literacy

In 2017, about 48% of children aged 5-17 could write



Prevalence of Child Labour



About 19% of the children in Mozambique are engaged in child labour

Child labour Urban Rural differentials

Urban
4%



Rural
18%



VS.

Children engaged in child labour